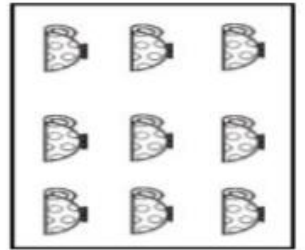

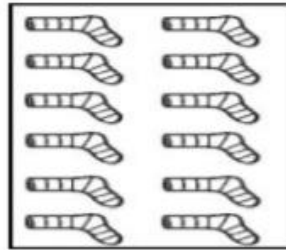

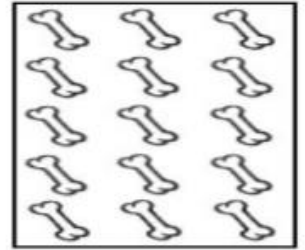
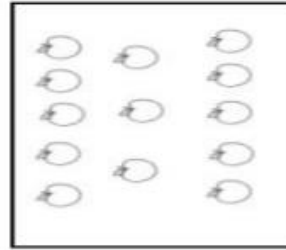




Maths

Friday 26th February 2021

Finding One Less with numbers to 15

For this lesson, you will need 15 small objects to count, number cards to 15 and picture cards below. You can either print the pictures below or draw your own.



Please click the link for this week's Maths. Today is Lesson 5.

All of the Maths tasks are on the video.

<https://classroom.thenational.academy/units/numbers-within-15-7d41>


If you cannot access the video, follow this worksheet.

1. Look at the picture below:

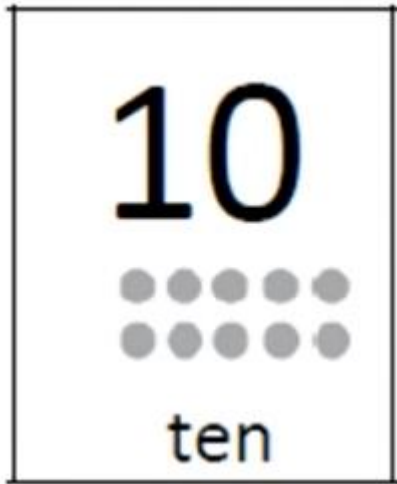
- How many white bowls are there?
- Can you use your counting objects to represent the number you have just counted?
 - What else can you see in the picture that there are 2 of?



2. What numbers is show in the card below? Can you represent the number using your counting objects?



3. We want to find one less than 13. Remember to find one more you take one away from number/objects you have just counted. What is one less than 13?
4. Can you represent the number on the card below and find one less than the number?

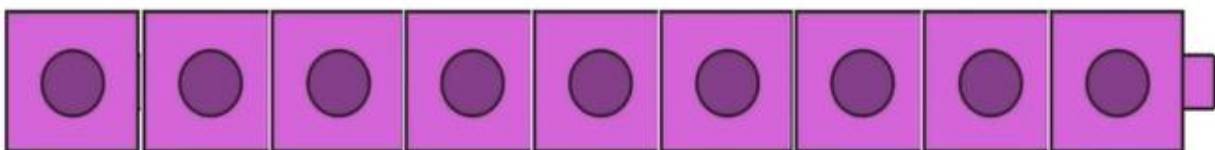


Main task:

Can you choose a picture card, represent the number and then find one less than the number you have chosen.



one fewer than



Please send your Teacher a picture of you watching the video or answering the questions on Class Dojo.