

Maths

Wednesday 20th January 2021

Understand the conservation of numbers within 8


For this lesson, you will need 10 small objects to count and some number cards.

Please click the link for this week's Maths. Today is Lesson 3.
All of the Maths tasks are on the video.


<https://classroom.thenational.academy/units/numbers-within-10-767b>

If you cannot access the video, follow this worksheet.

1. Can you count forwards, 1-8?
2. Can you count backwards, 8-1?
3. Looking at two rectangles with dots on below.
Do the dots show the same number? What numbers to they show?

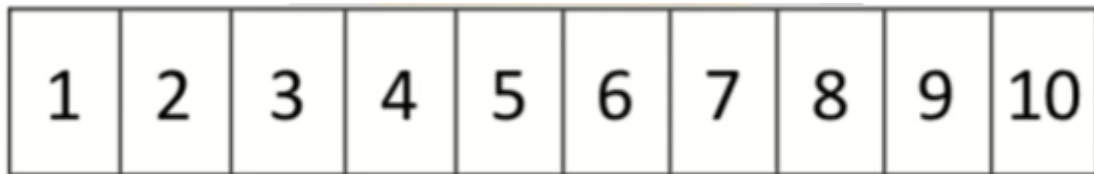


4. Now look at the two rectangles with dots below. Do the dots show the same number? What do they show?



5. Looking at this number line:

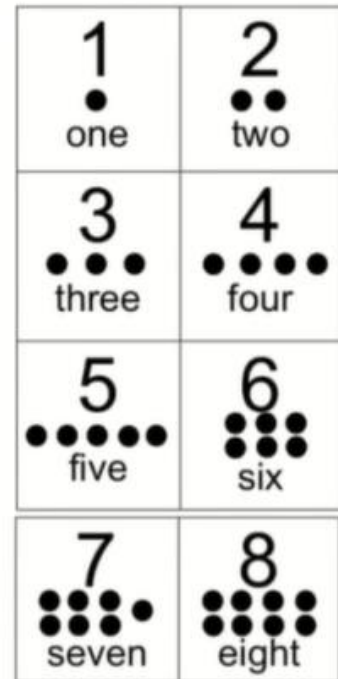
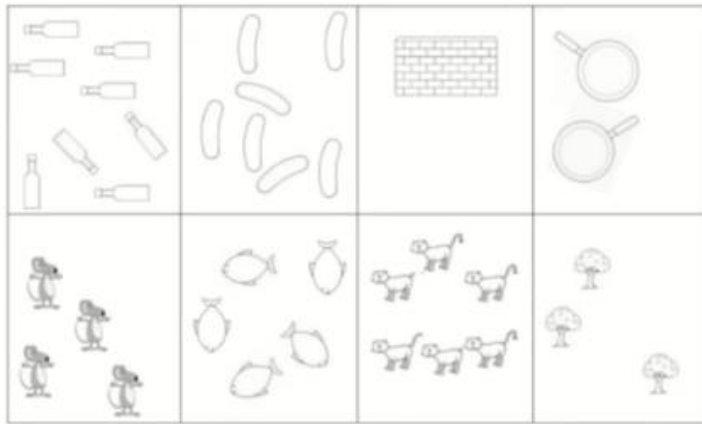
- Can you find the number three
- Can you use your counting objects to represent the number 3?



Main task:

Can you choose a number, represent it using your counting objects and then find the number card to match? Try it with different numbers.

II Main Task



Please send your Teacher a picture of you watching the video or answering the questions on Class Dojo.