

**WALT: read and understand a non-fiction text**

**Lesson 4 - 18<sup>th</sup> June 2020**



# Beach Habitat



Habitats are places that plants and animals live.













## What Do Animals and Plants Need from a Habitat?

food

water

shelter

## What Might You Find in a Beach Habitat?

<b>Mammals</b>	seal 	otter 	porpoise 
<b>Birds</b>	puffin 	seagull 	oystercatcher 
<b>Minibeasts</b>	prawns 	starfish 	hermit crab 
<b>Plants</b>	seaweed 	marram 	sea holly 

## How Are the Creatures Suited to Live Here?

Oystercatchers use their strong, flattened, red bills to break open shellfish to eat. Puffins use their wings to help them swim and dive for fish. Otters use their webbed feet to swim and their tails to push, steer and balance themselves.

## What Could We Do to Help Look after Our Beaches?

- Keep a safe distance away from animals instead of touching them.
- Leave the shells at the beach instead of collecting them.
- Take litter home instead of dropping it.
- Take photos of plants and flowers instead of picking them.



Answer the questions. You can write them on a piece of paper if you cannot print out.

1. Tick two things animals and plants need from a habitat.

wings

shelter

food

2. What is marram? Tick one.

a mammal

a plant

a minibeast

3. Find and copy **one word** which means 'tough'.

---

4. Complete the sentence by adding in the missing word.

Otters use their webbed feet to swim and their tails to \_\_\_\_\_, steer and balance themselves.

5. What could you do to help look after our beaches? Tick one.

take photos of plants and flowers

collect shells

pick plants and flowers